


Directions for School Vocabulary Cards

1. Print out school cards/labels and laminate.
2. Print out control cards and laminate
3. Place school picture cards in a pile to the right side of the workspace.
4. Place the spanish word cards in a pile under the picture cards.
5. Place the english word cards in a pile under the spanish word cards.
6. Lay the picture cards out in rows in the center of the workspace.
7. Choose spanish word cards from the pile and match each to the correct picture.
8. Choose english word cards from the pile and match each to the correct picture/spanish word card.




el globo

globe



la regla

paint



el lápiz

pencil



la silla

chair



el autobus

bus




el papel

paper



la goma de borrar

eraser



el creyón

crayon



el escritorio

desk



la pluma

pen



la mochila

backpack



el cubo de basura

trash can



la tijaras

scissors



el libro

book



el globo

globe



la regla

ruler



el cuaderno

notebook



pintura

paint



la calculadora

calculator



la computadora

computer




el maestro

teacher



los estudiantes

students



el lápiz

pencil




la silla

chair



el autobus

bus



el papel

paper



la goma de borrar

eraser



el creyón

crayon



el escritorio

desk



la pluma

pen



la mochila

backpack



el cubo de basura

trash can



la tijaras

scissors



el libro

book



el globo

globe



la regla

ruler



el cuaderno

notebook



pintura

paint



la calculadora

calculator



la computadora

computer



el maestro

teacher



los estudiantes

students