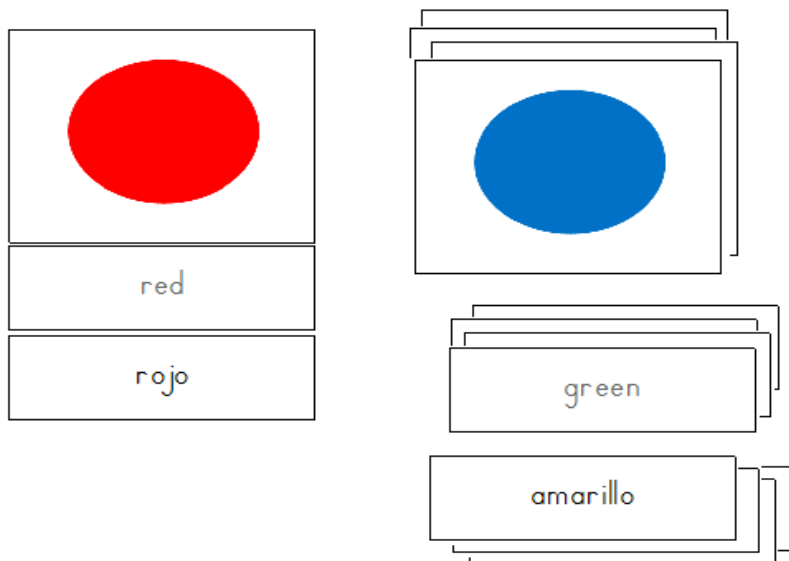
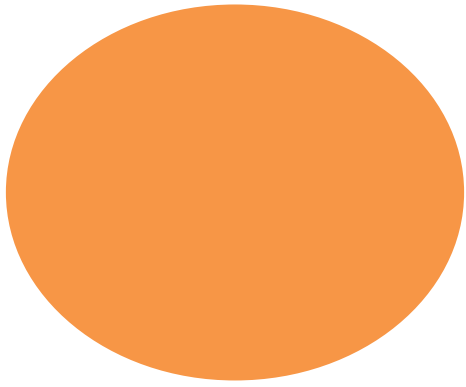


Directions for Color Match Cards


1. Print out color cards on cardstock. Laminate for durability.
2. Print out control cards and laminate.
3. Place the color cards in a pile to the right of the workspace.
4. Place the english color word cards in a pile under the color cards.
5. Place the spanish color word cards in another pile under the number cards.
6. Have child set out the color cards from left to right in a row in the upper part of the workspace.
7. Have the child place the correct English and Spanish color word cards under the color card.






anaranjado

orange




negro

black




gris

gray




morado

purple




marrón

brown




rosa

pink




blanco

white




amarillo

yellow




rojo

red



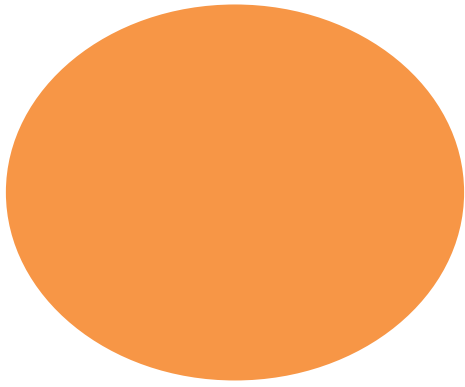
verde

green




azul

blue




anaranjado

orange




negro

black




gris

gray




morado

purple




marrón

brown




rosa

pink




blanco

white




amarillo

yellow




rojo

red



verde

green



azul

blue