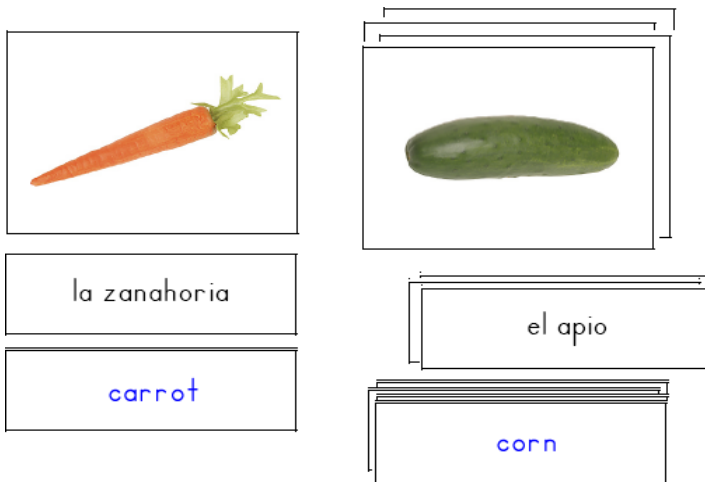



Directions for Vegetable Vocabulary Cards

1. Print out vegetable cards/labels and laminate.
2. Print out control cards and laminate
3. Place vegetable picture cards in a pile to the right side of the workspace.
4. Place the spanish word cards in a pile under the picture cards.
5. Place the english word cards in a pile under the spanish word cards.
6. Lay the picture cards out in rows in the center of the workspace.
7. Choose spanish word cards from the pile and match each to the correct picture.
8. Choose english word cards from the pile and match each to the correct picture/spanish word card.





la zanahoria

carrot




el maíz

corn



el apio

celery



el pepino

cucumber



pimientos dulces

peppers



los espárragos

asparagus



la lechuga

lettuce



la calabaza

squash



el rábano

radish



la papa

potato




los guisantes

peas



la cebolla

onion



la zanahoria

carrot



el maíz

corn



el apio

celery



el pepino

cucumber



pimientos dulces

peppers



los espárragos

asparagus



la lechuga

lettuce



la calabaza

squash



el rábano

radish



la papa

potato



los guisantes

peas



la cebolla

onion