



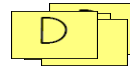








## Directions for Upper-Lower Case Match Cards




1. Print out missing upper-lower case cards on cardstock. Laminate for durability.
2. Print out letter cards (on colored cardstock) for each activity set and laminate. Cut out individual letters. Separate into sets.
3. Students are to determine which lower case letters match with uppercase letters and vice versa.




	A	a
		b
		c
		d





		a
		b
		c
		d




		e
		f
		g
		h



		i
		j
		k

		l
		m
		n

		o
		p
?		q

		r
		s
		t

		u
		v
		w

		x
		y
		z

A	J	S
B	K	T
C	L	U
D	M	V
E	N	W
F	O	X
G	P	Y
H	Q	Z
I	R	