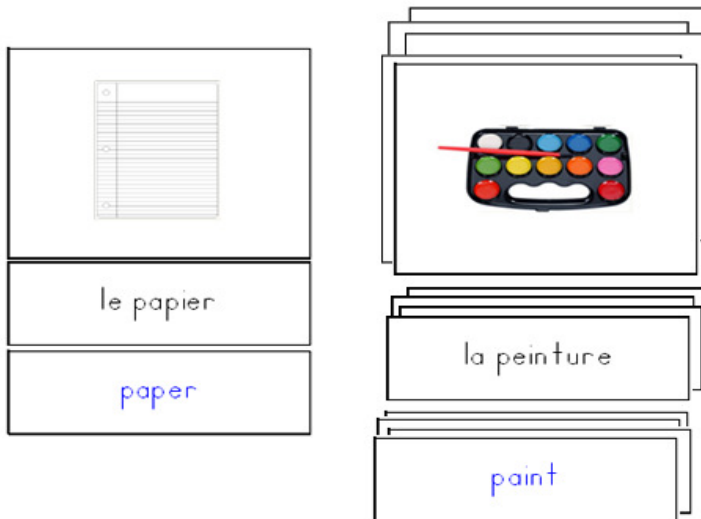


## Directions for School Vocabulary Cards

1. Print out school cards/labels and laminate.
2. Print out control cards and laminate
3. Place school picture cards in a pile to the right side of the workspace.
4. Place the spanish word cards in a pile under the picture cards.
5. Place the english word cards in a pile under the spanish word cards.
6. Lay the picture cards out in rows in the center of the workspace.
7. Choose spanish word cards from the pile and match each to the correct picture.
8. Choose english word cards from the pile and match each to the correct picture/spanish word card.





le crayon

pencil




la chaise

chair



l'autobus

bus




le papier

paper



la gomme

eraser



le crayon de couleur

crayon



le pupitre

desk



le stylo à bille

pen



le sac à dos

backpack



la corbeille à papier

trash can



les ciseaux

scissors



le livre

book



le globe

globe



la règle

ruler



le carnet

notebook



la peinture

paint



la calculatrice

calculator



l'ordinateur

computer



enseignant

teacher




l'étudiant

students



le bureau

desk



la craie grasse

crayon



enseignante

teacher

This page are alternate ways of saying the word desk and crayon. Also, included the female word for teacher.



le crayon

pencil




la chaise

chair



l'autobus

bus



le papier


paper





la gomme

eraser



le crayon de couleur

crayon



le pupitre

desk



le stylo à bille

pen



le sac à dos

backpack



la corbeille à papier

trash can



les ciseaux

scissors



le livre

book



le globe

globe



la règle

ruler



le carnet

notebook



la peinture

paint



la calculatrice

calculator



l'ordinateur

computer



enseignant (male)

teacher




l'étudiant

students



le bureau

desk



la craie grasse

crayon



enseignante

teacher