
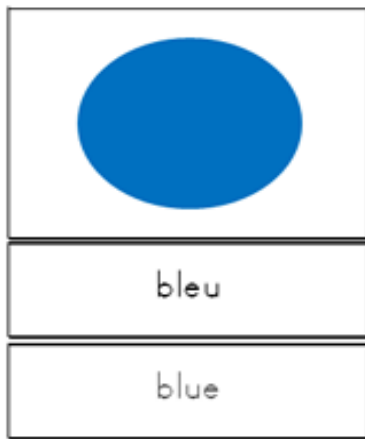
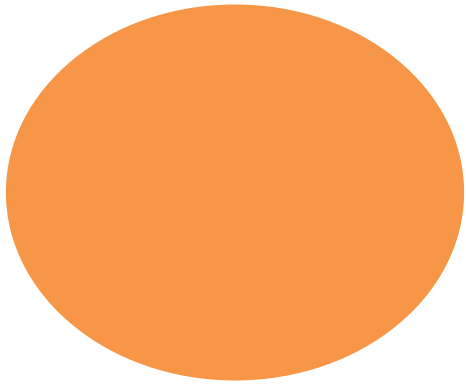


Directions for Color Match Cards


1. Print out color cards on cardstock. Laminate for durability.
2. Print out control cards and laminate.
3. Place the color cards in a pile to the right of the workspace.
4. Place the English color word cards in a pile under the color cards.
5. Place the French color word cards in another pile under the number cards.
6. Have child set out the color cards from left to right in a row in the upper part of the workspace.
7. Have the child place the correct English and French color word cards under the color card.






orange

orange




noir

black




gris

gray




pourpre

purple




jaune

yellow




rouge

red




vert

green




bleu

blue




brun

brown



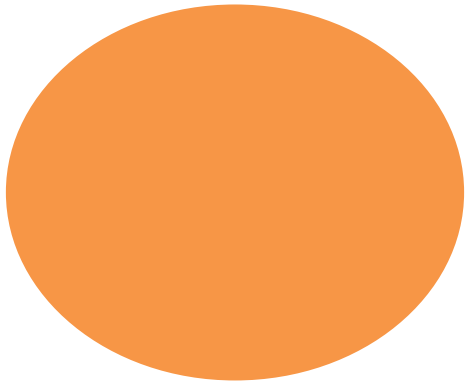
rose

pink




blanc

white




orange

orange




noir

black




gris

gray




pourpre

purple




jaune

yellow




rouge

red




vert

green




bleu

blue




brun

brown



rose

pink



blanc

white